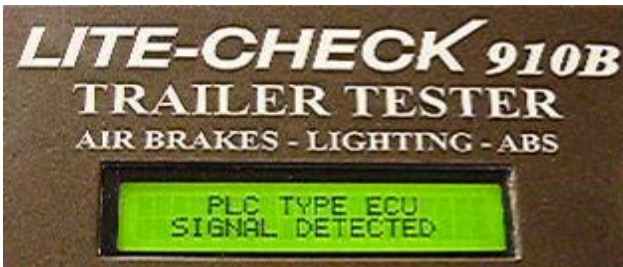





ABS Support for Every Brand of Modern ABS Controller
Available Only On the Lite-Check 910B *INSPECTOR*



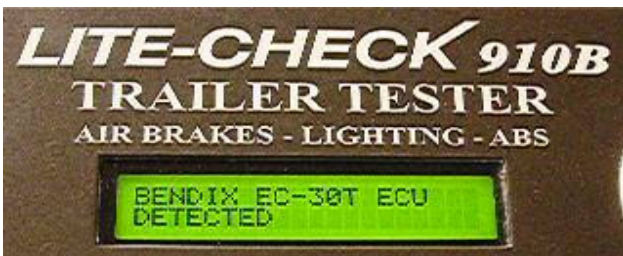
Press the ABS key on the LITE-CHECK 910B *INSPECTOR*'s control panel to begin the ABS test sequence.



If the trailer ABS controller communicates via the 7-way connector using *power line communications*, (PLC4TRUCKS or PLC), the 910B *INSPECTOR* will detect the signal and automatically communicate with the ABS controller to collect its current status information.



First, the 910B *INSPECTOR* will determine the ECU manufacturer.



The 910B supports [Bendix](#), [Haldex](#), [Wabco](#) and [Wabash](#). The tester will then search the ECU for any faults.



If there is an active fault, the tester will illuminate the ABS lamp on the trailer (CAB ON) and retrieve the fault information.

|||| LITE-CHECK



The tester will display the fault (location and description). After this screen appears, pressing the "SELECT" or "D" key on the tester panel will provide additional fault information, and the ABS manufacturer's suggested maintenance steps.



The screen displays the SID & FMI or fault code...



...then automatically scrolls through the ECU manufacturers complete text for recommended repair.



The "(end)" text block indicates that the end of repair instructions has been reached.